

# MATTHEW NGUI

## POINTS OF VIEW

MCA LEVEL 4 SOUTH GALLERIES

### ACTIVITY SHEET 6 – 12 year olds

Kids under 10 may need  
adult assistance.

Get ready to explore this exhibition by artist **Matthew Ngui**.

Matthew lives in **Perth** but was born in **Singapore**. He travels between the two places. He also shows his art in other countries around the world.

Matthew makes **installations** and **video art** about ideas of **home, land, travel** and **communication**.

He uses many different things (also called **media**) to make his work, including materials or objects which you may not expect to see in an art gallery.

An **installation** is an artwork made up of objects placed in a room. Installations change the mood or look of a space.

Make a **WORD BANK** below of other art words as you move around the exhibition:

READ THIS BEFORE YOU GO INTO THE EXHIBITION:

#### Gallery rules

1. Children must be **supervised by an adult at all times**.
2. **Walk slowly** in the gallery space.
3. **Stay at least a metre back** from the artworks.
4. **DO NOT TOUCH** the artworks. They can be fragile.



Activities with this symbol can be done at home.



Find Perth and Singapore on a map or globe. Look up some facts about Perth and Singapore. What are some different and similar things about these places?

Take the lift to Level 4. Walk out of the lift and look to the right.


Walk up to the brown artwork near the corner.

## 1. *Chair* (2007)


This artwork is on the walls and floor of the gallery space.

What is it made from? \_\_\_\_\_

Stand in front of the artwork and **draw the lines or shapes you can see** in **Box 1** below:



1.



2.

Now turn back around, **walk** to the corner between the lifts and the toilet door. **Look** back at the artwork again from your new viewpoint. Move around until you can see the artwork come together to look like a **chair**. Draw it in **Box 2** above.

This type of artwork is called **anamorphic**. This is an image or thing which looks **distorted** (changed or stretched) until it is seen from **one particular point of view**.



**Anamorphism** has been used by artists for a long time. The most famous example is the painting *The Ambassadors* (1533) by German artist Hans Holbein. Look on the internet or in an encyclopedia to find out what anamorphic shape Holbein painted.



**Anamorphism** is also used in everyday life. Look at road signs painted onto the street or advertising logos on the grass of a sports field. See if you can find **two** different examples of each.

Turn to the left. Stand in front of the long video work on the wall on your left.

## 2. *Swimming: at least 8 points of view* (2007)

Where are you when you look at this artwork? U \_\_\_\_\_ W \_\_\_\_\_

How do you **feel** when you watch this? **Circle** the words or add your own:

calm   excited   fish-like   wet   cold

warm   dry   happy \_\_\_\_\_

Listen - can you **hear** something? Matthew often uses **sound** as an extra part of his works. Move around to hear 2 different people speaking from above - one is the swimmer thinking to himself, the other is a swimming coach.

Write down some words you can hear:

Swimmer: \_\_\_\_\_

Coach: \_\_\_\_\_


Imagine you are talking to someone about this artwork. What would you tell them?

---

---

Start at one side and “swim” to the other side of the pool with the swimmer!

**Draw yourself** swimming in a pool or in the sea. In the thought bubbles, **write** what you could be thinking about:



Turn to the right and stop before the next artwork.

### 3. *Untitled/Seeing may be believing but not always understanding (2007)*

This installation is made from **120 PVC pipes**. Matthew has used PVC pipes as a material before in other artworks.

Did you see a **PVC pipe** earlier in this exhibition? Which artwork was it near?

---

Is PVC piping a **material** you expect to see in an art gallery?    **YES**    **NO**

Where else can you find PVC pipes?

1. **Under the kitchen sink**

2. \_\_\_\_\_

3. \_\_\_\_\_


**Walk carefully into the artwork**, make sure you stick to the paths and don't touch the pipes. Look around - it's like you are in a **maze** or perhaps in a **forest**.

Imagine you are either **an ant** or **a bird** living in this strange forest. What would you see from your **low** or **high viewpoint**? Draw your view below:



At home, draw this artwork as a maze on a piece of paper. Get a friend or member of your family to draw their way from the start point to the other side.

Look at what is painted onto the surface of the pipes. Copy **three of the shapes** into the boxes. Make sure you also copy the grey pattern as well as the black patterns.



This is another **anamorphic artwork**. Matthew Ngui has hidden a message in this artwork! The shapes painted on the pipes are parts of **letters** which form a sentence.


## Be an Art Detective and follow the clues:

Matthew has given **three clues** to help us find out what the anamorphic artwork says:

- 1) Listen carefully to **sound** coming out of the pipes which have a **hole in the side**.
- 2) Walk over to the video on the pink wall. This is a **video collage** of different clips from TV. The artist has taped people from the news saying words from the sentence. Listen to what they say.
- 3) Can you see two small video cameras at either end of the artwork? Walk around behind the pink wall to find out what the **two video cameras can see**. (Can you also see people walking through the installation in the video?)

**Copy the words below.** Try to copy the style of the writing and also to draw the pipes the words are on:



 Do you have a secret message? Write a message on a piece of paper. Cut the paper into strips and hide it around the room. Ask a friend or member of your family to find all the pieces and put them together in the correct order to get the message.

Walk back out of this space. Walk to the four TV monitors against the wall.

## 4. HOME (1998)

Matthew likes to take his artworks outside the gallery and into the wider world. This is a video of another anamorphic installation in four **public places** in Hong Kong.

Watch the videos. Next to each letter describe what kind of **place** that letter is in and what **happens** to the letter in the video:

**H** \_\_\_\_\_

**O** \_\_\_\_\_

**M** \_\_\_\_\_

**E** \_\_\_\_\_

Draw what you can see in two of the TVs below:



Do you think the people know they are walking through an artwork? \_\_\_\_\_

Think of something in your own **home** which starts with each of the letters in "HOME". Write the **name** of each thing in the space below.

**H** \_\_\_\_\_

**O** \_\_\_\_\_

**M** \_\_\_\_\_

**E** \_\_\_\_\_

Turn to the left. Walk to the photographs at the far end of the blue wall.

## 5. HOME: The Singapore Skyline Project (2003)

This is an **idea** for an anamorphic work which has not been made yet. This is also called a **concept** or **proposal**. It might never be made!

Matthew's proposal is to place lights spelling out "HOME" across the skyline of Singapore. The word would be visible to the public from only one viewpoint: from a car driving along the motorway across the water from the buildings.

What do you think of this idea?

---

What could be some **problems** the artist might have to make this giant artwork?

Think of **three**:

1. \_\_\_\_\_

2. \_\_\_\_\_

3. \_\_\_\_\_

**Draw a city skyline in the box below.** Use your imagination, copy the skyline from Matthew's photo, or walk back to the beginning of this exhibition and draw the Sydney skyline from the window. Then write the letters in dots of your **own name** across the skyline. You could wrap them around the corners of the buildings.


**Which city skyline would you like to put an artwork across?** What word or words would you use? You could think of an idea for an anamorphic artwork for another type of place, like a mountain range or a row of houses. **Write your idea below:**

---

---

---

**EXTRA ACTIVITY:** There are other ideas for artworks on this wall. Read about them and look at the images if you have time. Make some sketches or notes below.



## Tell us what you think:

Do you have a great idea for a Matthew Ngui-inspired anamorphic artwork in a public space? Or would you like to write a review of this exhibition? Email the MCA on [education@mca.com.au](mailto:education@mca.com.au). We will send the best ideas to the artist!

Thank you for visiting this exhibition.

Please return your clipboard and pencil to an MCA Visitor Services Officer or to Front of House at Level 1.

Produced by MCA Learning 2007. Written by Justine McLisky. © Museum of Contemporary Art

**Matthew Ngui: Points of View**  
**Museum of Contemporary Art**  
**4 June – 12 August 2007**

THIS EXHIBITION IS MADE POSSIBLE THROUGH THE GENEROUS SUPPORT OF MCA AMBASSADORS



This project is supported by the Visual Arts and Crafts Strategy, an initiative of the Australian, State and Territory Governments.



Circular Quay West  
Sydney Australia  
Open 7 days 10am–5pm  
[www.mca.com.au](http://www.mca.com.au)



The Museum of Contemporary Art is assisted by the NSW government through ARTS NSW and by the Australian Government through the Australia Council, its arts funding and advisory body, and the Visual Arts and Crafts Strategy, an initiative of the Australian, State and Territory Governments. The MCA was established by the University of Sydney through the JW Power Bequest, with the assistance of the New South Wales Government.