

■ MUSEUM OF CONTEMPORARY ART ■

Sydney Australia www.mca.com.au

Lee Bul 26 November 2004 - 27 February 2005

KIDS ADVENTURE TRAIL

Read the information in the boxes at the right of this page first. Then borrow a pencil and a clipboard from the Front Desk on Level 1 of the MCA, and get set to explore the *Lee Bul* exhibition.

Who is Lee Bul?

Lee Bul is a Korean artist who has become well known around the world. She makes sculptures, videos and interactive works (art where the public can take part).

Her artworks are based on the body. Her sculptures look like a mixture of human, monster and **cyborg** (human-machine) bodies. She uses a range of materials to make her art like paint, crystal beading, and plastics.

 Look up www.mca.com.au to find out more about Lee Bul. Look on a globe or in an atlas to find Korea.

Enter the exhibition on Level 1. Walk into the first room. Look up!


Untitled (Monster) is one huge artwork made of many bits. All the parts you can see hanging belong to this artwork.

How many can you count? (Count the pieces stuck together in the middle as one). _____

This artwork looks different depending on where you stand in the space. In the box below draw **one** piece of the sculpture from **two** different viewpoints.

--	--

INSTRUCTIONS

- This worksheet is designed for children aged between 5 - 10 years old. Children under 7 may need adult assistance.
- Activities marked with a  can be completed at home.

GALLERY RULES

Remember:

- **Do not touch the artworks** - they are very fragile.
- **Walk slowly** in the gallery space.
- **Look for the label** on the wall to find out about the artist and the artwork's title, date and materials.
- Some of the spaces are **very dark** - sit where you can see to fill out this sheet.
- **Adults - please supervise children in the gallery spaces at all times.**

Some parts of this artwork look like they come from a plant or a monster or an insect or other animal. What **monster or animal body parts** can you see? Cross off from the list below.

wings

claws

legs

brains




feelers

scales

tails

stomach


If you look carefully, the surface of the sculpture has different **patterns** or marks on it. Some look like parts of an animal or a plant, some like parts of a machine. Copy three different surfaces you can see into the boxes below.



This artwork is all white. It looks like bones from a **skeleton**. Have you seen huge animal or reptile skeletons displayed in museums? Sometimes scientists haven't found all the bones, so they are displayed with gaps, like here.

Imagine what all these pieces would look like if they fitted together.

Now draw **one piece** you can see in the box below. Then draw **three** other pieces you can see but **change** them so they all fit together like a puzzle. Make sure you add detail to the surface. You can draw your own surface patterns.



Walk straight ahead out of this room, and turn left. You will see some paintings on the wall.


2. Look carefully at the shiny white paintings. At first glance they look blank but if you look closely (make sure you don't touch) you can see that they use two different materials. Read the label on the wall – these are made with **mother of pearl** (a type of shell) and what other material?

The mother of pearl has been **inlaid** (put into the surface) into an outline of a shape rather like a flower crossed with an insect.

What parts of an insect can you see? _____


What kind of insect could it be? _____

Do a **contour drawing** from your favourite white artwork in the box below. Keep your eyes on the artwork, don't take your pencil off the page and just draw what you see. Your drawing should use just one line.



Walk out of this room and into the room ahead of you.


3. This artwork is called *Cyborg W4*. (Look at the first page to see what a **cyborg** is). Lee Bul makes all her cyborg sculptures female. *Cyborg W4* is based on **classical Greek or Roman statues** which were made of marble (a white stone) and often are broken or missing parts because they are very old. They were originally painted in bright colours, but these have faded over time.

 Look up *Greek or Roman classical statues* on the internet or in an encyclopedia. Try to find the ones called *Nike* or *Winged Victory of Samothrace*.

Cyborg W4 is covered in armour. List some animals who also have shells or armour:

Cockroach _____

Cyborg W4 also looks like a **robot** or **science fiction character** from a comic strip. Invent your own cyborg and draw it below. Give it a name.




Walk into the end room. Stand where you can see the hanging sculpture.

4. The titles of Lee Bul's artworks give us clues to what they could be about. This one is called *Amaryllis* which is a type of **lily** (a flower). Can you see what looks like parts of a flower in the sculpture – like a **petal** or a **leaf**?

What other things do you think the artwork looks like?

Sit where you can see *Amaryllis* and try to draw what you can see. Use **different kinds of line** (soft, hard, thick, thin) to show the different parts of the sculpture. For instance, use a thin line to draw the 'tentacles' and a heavier line for the 'body'. Don't forget to draw in the scales and other surface details.



Walk out of this room, back through the first room and go up the stairs. At the top of the stairs turn and look back down at *Untitled (Monster)*, the first artwork we looked at. It looks very different from up here!

5. Can you see the shadows cast onto the walls by parts of *Untitled (Monster)*? They are a very important part of the artwork. Find one piece which you can see easily and this time draw **only the shadow**. Use your pencil to shade in the shape.



Now turn around and look at the artwork on the floor in the first upstairs space.

6. This is called *Live Forever*. This is one of Lee Bul's **pod** sculptures. A pod is a seed case on a plant. Can you name a plant which has a **pod**?

Live Forever is like a very sleek space-age car. The outside is made from **fibreglass**, which is what boats and surfboards are made out of.

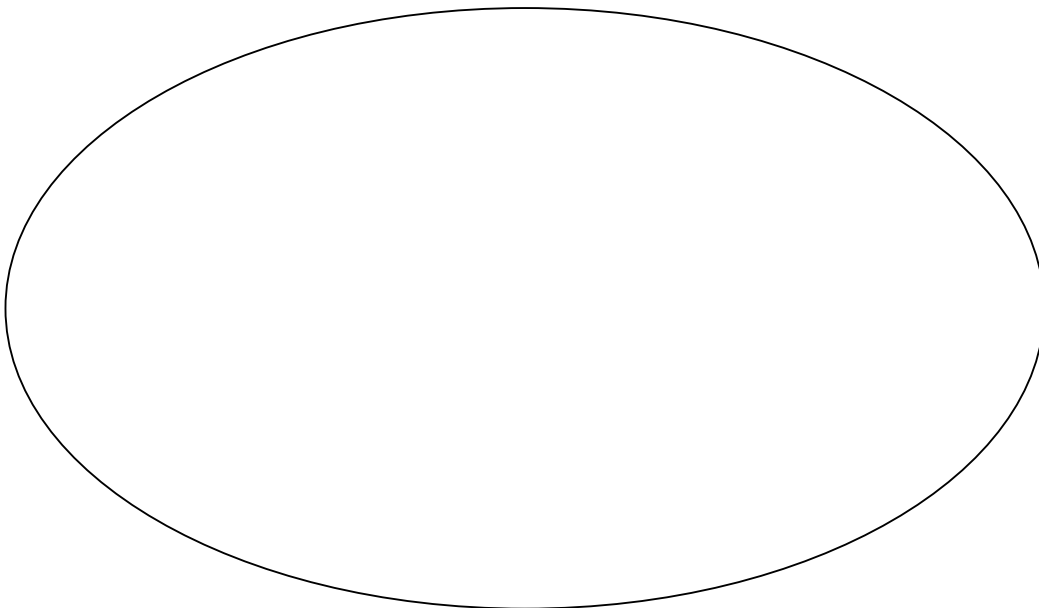
What are some **differences** between a real car and this sculpture?

No wheels

As well as looking like a vehicle, *Live Forever* is a mixture of car and karaoke machine. **Karaoke** (singing along to a machine) is very popular in Korea. Have you done karaoke before?

Sometimes Museum visitors who are 12 years old and over can use this artwork. At certain times (2.30 – 3.30pm) visitors are allowed to sit inside and sing along to recorded songs.

Stand where you can look carefully **in the window** (remember don't stand on the base or touch the artwork). Draw what you can see inside:



Now try to draw the outline of *Live Forever* in the box below. Draw a **space-age** landscape around it – it could be driving along a road or even flying through the air. Put yourself inside singing along as you drive.




Turn around and walk into the room to the right of the stairs from the ground floor.


7. This sculpture is called *Hungerkünstler* – this is German for **Hungry Artist**.

Walk very carefully up to this sculpture and look at the surface. Lee Bul has used **glass** and **crystal** to hand-bead the surface. Imagine how long this must have taken to do! Traditional Korean handcrafts use beads.

Sit where you can easily see the sculpture. As well as being very pretty because of the decoration, this is rather **creepy** too. It looks like it has two legs with a bridge in between, and long **tendrils** snaking towards us. The long bits look like **intestines** or maybe **tentacles**.


What animal does this sculpture remind you of? _____

 Imagine coming across this sculpture in a dark alley. Write a horror story starring *Hungerkünstler*. Or if this is too scary, write a short story where you tame the artwork and it becomes your pet.

 When you go home, look around your garden or at cars in the street to get ideas for artworks which use parts of flowers and machines. Do some drawings with pencil on paper of some of the parts. Then combine these into monsters or cyborgs. Make some sculptures from your drawings using plasticine. You could hang them up using fine wire or dental floss.

Use this page to do a detailed drawing of your favourite Lee Bul artwork while you are in the MCA.

Look at the label on the wall and note the title and materials here:



**We hope you enjoyed this worksheet and the *Lee Bul* exhibition at the MCA.
Don't forget to return your clipboard and pencil to the Front Desk.
For further information see the MCA website at www.mca.com.au**

Produced by the MCA Education Department. Written by Justine McLisky.
Museum of Contemporary Art 2004.

In association with the exhibition

Lee Bul

MCA Galleries Level 1 and 2, 26 November 2004 – 27 February 2005.
Admission free.

Presented in association with



Free admission - thanks Telstra!



The Museum of Contemporary Art gratefully acknowledges the ongoing funding and support of the New South Wales Government and 'Key Organisation' grant funding from the Commonwealth Government through the Australia Council, its arts funding and advisory body. The MCA was established by the University of Sydney through the JW Power Bequest, with the assistance of the New South Wales Government.

**Museum of Contemporary Art
Circular Quay West, The Rocks, Sydney
www.mca.com.au**

■ MUSEUM OF CONTEMPORARY ART ■
Sydney Australia www.mca.com.au