

■ MUSEUM OF CONTEMPORARY ART ■

Sydney Australia www.mca.com.au

On Reason and Emotion

2004 Biennale of Sydney 4 June – 15 August

KIDS ADVENTURE TRAIL

Welcome to the 2004 Biennale of Sydney!
Read the information in the boxes at the right of this page first. Then borrow a pencil and a clipboard from the Front Desk on Level 1 of the MCA, and get set to explore the exhibition.

What is a Biennale?

The Italian word Biennale (pronounced Bee-en-ar-le) comes from **bi** meaning two, as in bicycle (two wheels), and **annual**, meaning year. Put them together and the word Biennale means **every two years**. So, every two years we have the Biennale of Sydney. It's a big art exhibition over several venues. The MCA is featuring 34 artists from 22 countries.

Enter the exhibition on Level 1. Walk through the First room and turn to your right. Go to the room at the end.

1. Catherine Richards (Canada)


Let your eyes adjust to the dark, then walk up to each tube. You **are** allowed to carefully touch this work – lightly stroke each glass tube and see what happens.

What are the objects in the tubes? _____

What are the colours of the gas in each tube?

What else is happening in the tubes? What can you hear? What can you see? _____

I N S T R U C T I O N S

- This worksheet is designed for children aged between 5 - 10 years old. Children under 7 may need adult assistance.
- Activities marked with a  can be completed at home.
- Pick up a free floorplan at the Front Desk to help you find your way around or ask a Visitor Services Officer.

GALLERY RULES

Remember:

- **Do not touch the artworks** – they can be fragile.
- **Walk** in the gallery space.
- **Look for the label** on the wall to find out about the artwork's title, date and materials.
- **Adults – please supervise children in the gallery spaces at all times.**

Walk back out into the first room and go to the artwork on the wall facing the staircase.

2. Jari Silomäki (Finland)

Look for the wall label for this artwork. It will give you lots of information.

What do you think the weather is like in the country Jari is from? _____

Look at one of the photographs on the bottom row where you can read the words easily – or ask an adult to read them to you.

Where was the photograph taken? _____

What happened on that day? _____

What was the weather was like on a day that was Important to you? Do a quick sketch and write the day and what happened in the box below.

What's it all about?

The Sydney Biennale has a **theme** or a topic. The theme for this Biennale is **ON REASON AND EMOTION** and simply means **on thoughts and feelings**. Mainly, it's about the way artworks make us think or feel. You could use feelings, either your **emotions**, like happy, sad, scared or your **senses: sight, sound, touch, taste and smell**.

All these things together describe how you experience your life.

Making art is one way we can express and share our experiences.



At home or at school, look up the different countries the artists come from in an **atlas** (a book of maps of the world) or on a **globe**.

Walk to the top of the stairs and turn to the brightly painted artworks on your left.

3. Mônica Nador (Brazil)


These large wall paintings are called **murals**. These ones are just like the paintings made for a home in Brazil. You can see the house and the family who live there in the photographs.

Mônica has been visiting communities in Cuba, Mexico and Brazil. She is invited to help people paint and decorate their own homes.


Do you think the paintings would change the mood of the home? _____

In what way? _____

The **motif**, or repeating pattern, was designed by people who live in the house. Copy one of the motifs into the box below.



What colours would you use to paint a mural of your own?

 At home design your own motif to make into a cut-out stencil that you could decorate your house with. All the motifs are **symmetrical** (the same on each side) – an easy way to design your motif is to draw a pattern on one half of the paper and fold it down the middle to cut it out. Paint or crayon your motif onto paper or fabric at home. Maybe Mônica could come over and help you paint it!

Walk out of Mônica's space and turn to the left.

Take a peek under the stairs that lead up to the next level.

4. Jimmie Durham (USA/Germany)

What are some of the things that Jimmie has collected?

These are the kind of things that you might find stored away in someone's shed, cupboard or attic.

Jimmie has another artwork in the Biennale. It's a car squashed by a big rock, on show in front of the Sydney Opera House. Look out for other artists at the MCA who have artworks in other Biennale venues around Sydney.

Draw something of yours that you never want to throw away. In the drawing place it in a corner or under stairs in your house.



Go to the top of the stairs and enter the doorway on the left.

5. Susan Norrie (Australia)

Susan lives and works right here in Sydney. She travelled to Japan to make this video.

What buildings do you see? _____

Are these real buildings? _____

How do you know? _____

Does it look like a fun place to go to? _____

As you come out of Susan's room turn left and walk into the next room.

6. Minerva Cuevas (Mexico)

Minerva has used various **elements** (or things) to make this artwork – list the different things you see:

_____	_____
_____	_____
_____	_____

This is another **mural** (wall painting), made with the help of Sydney mural painters. This is what is called a **site-specific** artwork, made only for this space. After the Biennale finishes the walls will be repainted.

This artwork uses a mural and objects to make a point about a **multi-national corporation** (huge worldwide company) which uses kangaroo skins to make sports shoes. The artist is against this use of animal skins. Minerva has made their **logo** and used the bright colours of **ads and billboards**. Can you guess which company she is making the artwork about?

Minerva has created her own company called MVC or Mejor Vida Corp. (Better Life Corporation). Invent your own company – what would you sell? Using your initials design a logo for your company in the space below:

7. Michael Raedecker (The Netherlands/UK)

What materials did Michael use in this picture?

If he used a paintbrush to make the background, what did he use to make the rest of the objects?


There are three more of Michael's works behind you. Look carefully and you will see some things which look out of place.

Can you find the **elephant**? Write the name of the painting it is in:

Name some other objects you find in these artworks:

Michael used to design and make clothes before he started making paintings.

Draw three of these things below:



Walk back the way you came, past the red curtains. Turn left to find the lifts to take you up to Level 4.

Walk out of the lifts and go to the first artwork you see.

8. Pravdoliub Ivanov (Bulgaria)

Where would you normally find furniture like this? _____

OH DEAR! Something has happened to the cheese. What do you think has happened? _____

Can you think of any other food that has holes? _____

Pravdoliub originally made this artwork for a gallery in Switzerland – a country well known for its cheese. What other things is Switzerland known for? _____

Draw a picture of an Australian food bandaged up:



Walk past the cheese and look at the paintings on the wall to your left.


9. Michael Harrison (New Zealand)

Find the paintings of the cats. Circle the words that you feel best describe these paintings.

beautiful		nasty		boring
	cute		ugly	
dreamy		scary		quiet
	soft		simple	serious
noisy		strange		sweet

Copy one of Michael's cat paintings into the boxes below.

Hint: an easier way to do this is to copy the shapes **around** the outline of the cats. We call these shapes the **negative spaces**.



Have you noticed the small drawings above and inside the cats' heads?
Write what you think the cats are thinking or saying to each other in your drawing above.

Turn around to find the drum-kit and the couch.

10. Michael Sailstorfer (Germany)

This artist is interested in recycling. He has made these objects from materials that used to be part of something else.

What has the couch been recycled from?

Hint: look above the couch.

What has the drum-kit been recycled from?

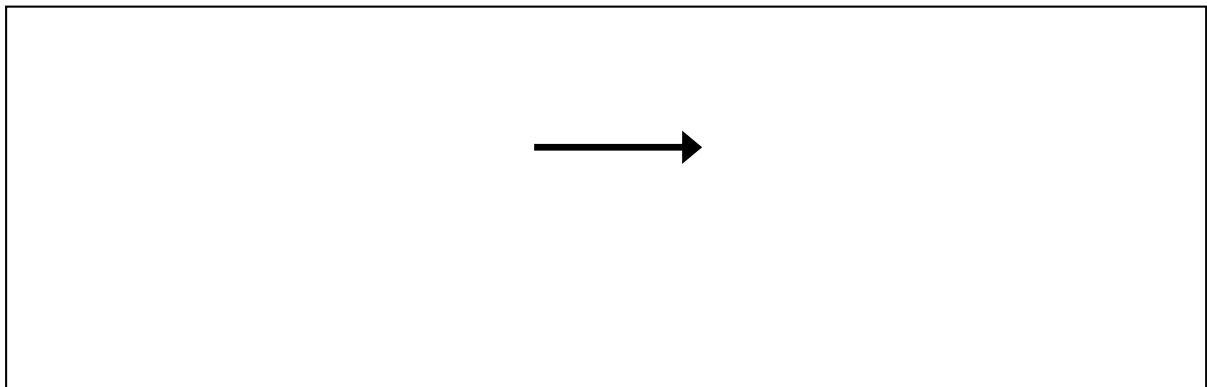
Hint: read the label.

You could make an artwork by recycling something.

What would you start with? _____

What would you make it into? _____

Draw the original object on the left hand side of the arrow in the box below, and the final result on the right hand side.



Walk past Michael's couch into the small space on the right.

11. Cecília Costa (Portugal)

Watch the video. Turn and face the wall with the words painted on it. Read the words out aloud, from left to right, and get someone to write down what you say in the spaces below.

Now write down what **colour** the word is (not what the word says).

Did you get confused by the words and colours not matching? Why do you think this might have happened? _____


Walk back to the lifts. Take the lift down to level one.

We're back where we started but it's not over yet! Head outside through the glass doors to the grass area in front of the Museum.

13. Joan Grounds and Sherre DeLys (Australia)

What creatures would build this as their home? _____

Listen to the sounds of the termites chattering and gossiping. What do you think the termites could be saying to each other? Fill in the speech bubbles below.



**We hope you enjoyed this worksheet and the 2004 Biennale of Sydney at the MCA.
Don't forget to return your clipboard and pencil!
For further information see the MCA website at www.mca.com.au**

Produced by the MCA Education Department. Written by MCA Educator Brenda MacDuff.
Museum of Contemporary Art, 2004.

In association with the exhibition
ON REASON AND EMOTION - 2004 BIENNALE OF SYDNEY
MCA Galleries, 4 June – 15 August 2004.



Free admission - thanks Telstra!



The Museum of Contemporary Art gratefully acknowledges the ongoing funding and support of the New South Wales Government and 'Key Organisation' grant funding from the Commonwealth Government through the Australia Council, its arts funding and advisory body. The MCA was established by the University of Sydney through the JW Power Bequest, with the assistance of the New South Wales Government.

Now you have seen the Sydney Biennale at the MCA, let us know what your response is. In keeping with the theme ON REASON AND EMOTION, let us know what you think and what you feel about the exhibition.

Tear off along the dotted line and place this in the box provided at the MCA Front Desk on Level 1.

Thank you!

.....

First Name _____ Age _____

What did you think about the Biennale at the MCA?

How did you feel about the Biennale at the MCA?

Tick this box if it's ok for the MCA to publish your answer.