

# ■ MUSEUM OF CONTEMPORARY ART ■

Sydney Australia [www.mca.com.au](http://www.mca.com.au)

## Kids adventure trail

For ages 5-10. Children under 7 may need assistance.

# Interesting Times

22 September – 27 November 2005

**The exhibition *Interesting Times: Focus on Contemporary Australian Art* shows the work of 17 artists who have been working for 10 years or more. They live and work all over Australia.**

We will be looking at artists who work in very different ways and who use different materials and things (also called **media**) to make their art.

These artists often use art to tell a story or to say something that they feel strongly about. Sometimes they ask questions about problems in the world today.

### Gallery rules:

1. Children must be supervised by an adult at all times.
2. **WALK SLOWLY** in the gallery space and sit well back from the artworks.
3. **DO NOT TOUCH** the artworks - they can be very fragile.

LOOK for the labels on the walls to find the name of the artist and how the art work was made and when.

- ★ Activities with this symbol can be completed at home.



Where have you been in Australia? Mark the places on the map.



The exhibition starts at the top of the stairs on Level 3. Walk into the first space.



# 1 Freddie Timms

Freddie Timms's paintings are like **maps**. He paints the hills, the land, roads, rocks, creeks, and dams by using dots and flat areas of colour. He uses powdered earth and rocks (**ochres**) to show his home country in Western Australia. All his paintings tell stories of his people, the Gija.

**List the colours used in the paintings:**

1

2

3


4

5

**LOOK** at the painting called *Jack Yard*. This is where Freddie Timms worked as a stockman on Bow River Station. It shows the land as seen from above – what is called a **bird's eye view**. What kinds of things do you think you can see in this painting? Write **3** of them below:

\_\_\_\_\_

Pretend you are a bird looking down at the place where you live. **DRAW** your street and your journey to school in the box below:



★ Look at a detailed map of Australia and find the **East Kimberley** region of Western Australia where the artist lives. When you have found this place mark it on the map on Page 1.

Turn to the wall opposite *Jack Yard* and turn right into the next big room.



# 2 Neil Emmerson

This artist makes **installation art**. This is a type of sculpture which changes the feel or look of the gallery space where it is put together. The artist uses unusual objects or materials and places them in a way we might not expect.

**Look at all the different things in the room. Circle what you can see:**

flags      green blankets      frog

obelisk (tall pointy object used in war memorials)

artworks      elephant      egg

Can you find the **shoe**? Where is it?: \_\_\_\_\_

**LOOK** carefully at the pictures on the wall. What do you think you are looking through?

\_\_\_\_\_

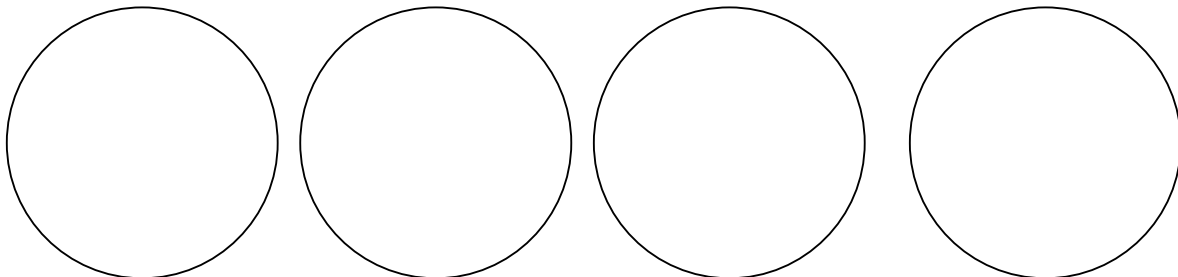
Is it night or day? \_\_\_\_\_

What things can you see in the circles?

\_\_\_\_\_

**Draw** one of them in the circle to the right.

In the circles below **draw** four other things you could see if you looked out a window at night into a park:



★ The artist has used **woodblock printing** to make the artworks with the circles.

**Make a print of your own at home:** **1:** Cut a potato in half. **2:** Draw a simple shape onto the potato. **3:** Cut away the area you do not want to show – ask an adult to help if you need to. **4:** Paint the shape that is now sticking out. **5:** Press the painted shape onto paper. **6:** Repeat to make a pattern.

Walk through the corridor into the next big room.



# 3 Pat HOFFIE

Pat Hoffie's **installation** artwork is made up of painted shapes on the wall, the sculpture with the trumpet-like metal object and the box object in the middle of the room.

**Walk up to the big box in the middle of the room.**

For this part of the artwork, the artist is also thinking about places where people might be made to live.

? What material has been used to make the walls?  
\_\_\_\_\_

What kind of room do you think this could be?  
\_\_\_\_\_

Does this look comfortable for 4 adults?  
\_\_\_\_\_



In the box to the right **DRAW** a room that you would **like** to live in.

**Look** at the wood and metal sculpture on the floor and the painted works on the wall. The artist used ideas from artists called **Russian Constructivists**. They worked around 1917 and painted bold shapes and big block letters on banners or paintings to inspire Russian people about the future of their country.

**LOOK** at the wall with the big '5' on it. Draw this in the box below but **change** the number and the date to your own **birthdate**.



★ Find **Russia** on a map. Look up on the internet the painting *Beat the Whites with the Red Wedge* by the Russian artist **El Lissitzky**. Does it look like the work on the wall?

Walk to the end of the room and turn left.



# 4

## Robert Boynes

These paintings look like they might be from a video or film. They are made by printing a photograph onto a canvas by pressing tiny dots of paint through a screen (silkscreen printing). They show people moving through the city. **PICK one** painting and answer the questions below.




?

What kind of place do you think the people in the paintings are in?

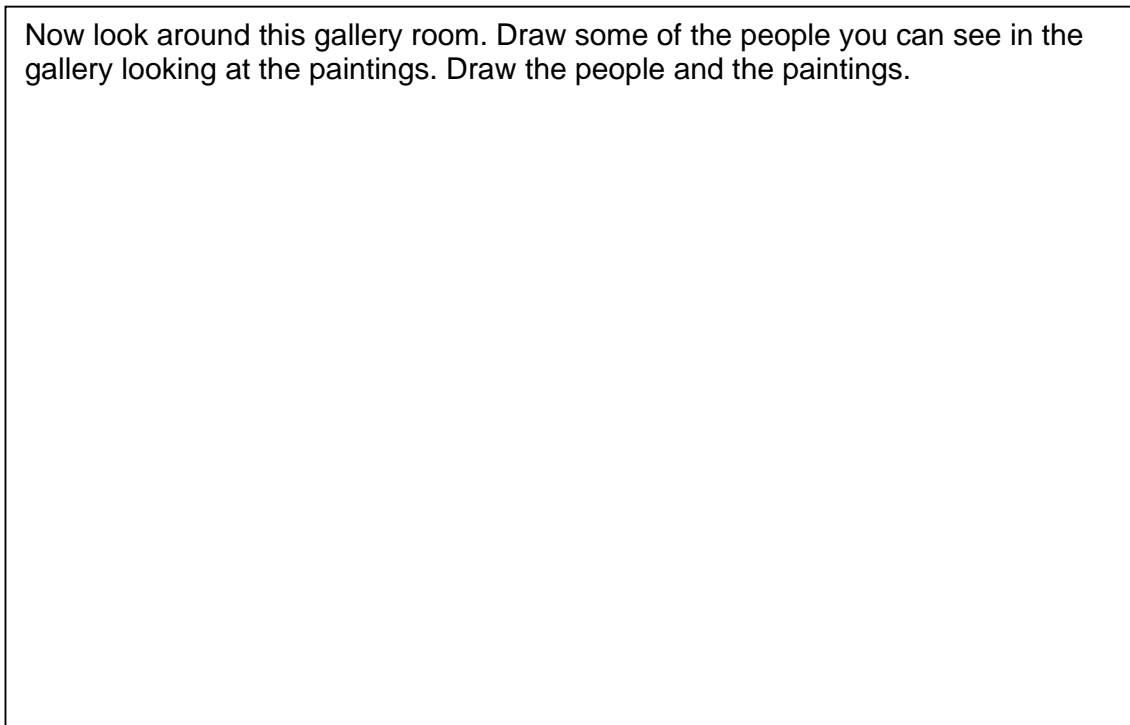
?

What kind of noises would you hear if you were part of the picture?

Write in the speech bubbles what the people could be thinking:



Now look around this gallery room. Draw some of the people you can see in the gallery looking at the paintings. Draw the people and the paintings.



Turn left into the corridor and then turn into the first room on the left.



# 5

## Shaun Kirby


WALK CAREFULLY up to the table (remember not to touch).

**LOOK** under the table - watch out there's something hiding!


What is it? \_\_\_\_\_

Do you think it looks scary? Why? \_\_\_\_\_

**Lie** on the ground (away from the table) and **DRAW** what you see under the table.



**Draw** an ordinary object like a chair or table with something scary hiding in it. Make the scary thing much bigger than it really is like Shaun Kirby has done.



Write a scary story based on Shaun Kirby's work. You could turn your story into a cartoon and illustrate it.

Turn left into the corridor.




# 6

## Ricky Maynard

Ricky Maynard has travelled to some of Australia's remote areas to take photographs. He is an Aboriginal artist from Tasmania. He says "When I walk over the rocks I'm thinking, my grandfather walked over these rocks, my ancestors stood here..."

The first picture on the right shows a man standing in the landscape. What do you think he is carrying? \_\_\_\_\_

In the box below **DRAW** yourself in a place which is important to you. You could use harder or softer lines to show areas of dark or light like in the photograph.



Find the portraits of **Gladys Tybingoomba** and **Arthur Pambegan**. They are both important people in recent Australian history.

LOOK at the photos of these people. What are some of the **differences** between the photo of the man standing in the landscape and these images?

---

---

---

**DRAW** the face of someone you think is really important in the box. Make sure you place the face up close in the 'frame' in the same way Ricky Maynard has in these photos.



**Look out** for Ricky Maynard's photographs on billboards in train stations and freeways in Sydney! How different do they look when they are large and not in a gallery?

Walk to the end of the corridor and turn into the room on the left.



# 7 Janet Burchill & Jennifer McCamley

These artworks are made by these two artists **collaborating**. This means they have worked together to make the artworks.

Count how many works are on curved surfaces: \_\_\_\_\_

These works look like **shields**. What are shields used for?: \_\_\_\_\_

What animals can you see?: \_\_\_\_\_

Pick **4 patterns** you can see in these artworks. Copy the patterns below:

--	--	--	--

Pick **4 words** you can see in these artworks. Copy the words below:

--	--	--	--

**Combine** some of the words and patterns to make 4 of your own shield designs:

--	--	--	--

This is the last artwork in this worksheet. See over the page for other activities.



## What was your favorite work?

Go back to the work you liked best. LOOK at the label beside the work and write down this information:

Name of artist: \_\_\_\_\_

Title of work: \_\_\_\_\_

Date it was made: \_\_\_\_\_

**WRITE** your own description in the space below of what the artwork looks like:

## What did you think of the exhibition?

Write a review of *Interesting Times* below.

You can email this to [education@mca.com.au](mailto:education@mca.com.au) and let the MCA know what you think!

This worksheet has focused on just a few of the many artworks in *Interesting Times*. If you have some spare time, walk back into the exhibition and look at some of the **artworks you haven't seen**.

**DRAW** your favourite in the space below:



**We hope you enjoyed this worksheet and *Interesting Times*.  
Don't forget to return your clipboard and pencil to the Front Desk.  
For further information visit the MCA website at [www.mca.com.au](http://www.mca.com.au)**


Produced by the MCA Education Department.  
Written by MCA Educator Petra Pattinson.  
Museum of Contemporary Art 2005.

---

**In association with the exhibition**  
*Interesting Times: Focus on Contemporary Australian Art*  
MCA Galleries Level 3  
22 September – 27 November 2005



Free admission - thanks Telstra!

Supported by  SAVILLE  
HOTEL GROUP

The Ricky Maynard outdoor project has been assisted by the Australian Government through the Australia Council for the Arts' New Australian Stories Initiative.



The Museum of Contemporary Art gratefully acknowledges the ongoing funding and support of the New South Wales Government and 'Key Organisation' grant funding from the Australian Government through the Australia Council, its arts funding and advisory body. The MCA was established by the University of Sydney through the JW Power Bequest, with the assistance of the New South Wales Government.

**■ MUSEUM OF CONTEMPORARY ART ■**  
Sydney Australia [www.mca.com.au](http://www.mca.com.au)

**Museum of Contemporary Art**  
**Circular Quay West, The Rocks, Sydney**  
**Open 7 days 10am – 5pm**  
**[www.mca.com.au](http://www.mca.com.au)**