

■ MUSEUM OF CONTEMPORARY ART ■

Sydney Australia www.mca.com.au

Mona Hatoum – Over My Dead Body

23 March 2005 – 29 May 2005

KIDS ADVENTURE TRAIL

Read the information in the boxes at the right of this page first. Then borrow a pencil and a clipboard from the Front Desk on Level 1 of the MCA, and get set to explore the *Mona Hatoum* exhibition.

ADULTS PLEASE NOTE: SOME OF THE ARTWORKS IN THIS EXHIBITION MAY NOT BE SUITABLE FOR KIDS.

THIS ACTIVITY SHEET FOCUSES ONLY ON WORKS APPROPRIATE FOR CHILDREN.

PLEASE USE YOUR DISCRETION IF YOU WANT TO LOOK WITH YOUR KIDS AT THE REST OF MONA HATOUM'S EXHIBITION.

Who is Mona Hatoum?

Mona Hatoum is an artist who has become well known around the world.

She makes artworks using all kinds of different and surprising materials. We will be looking at some of her **sculptures** and **installation art** (objects grouped together in the gallery room to create a mood).

Mona Hatoum was brought up in **Beirut**, a city in **Lebanon**. Her family are Palestinian. She visited London for two weeks in 1975 and had to stay there when war broke out in Lebanon. She could not return to her home. She is now based in Germany and Britain.

Her artwork has been influenced by the political situation in her home country and by what it was like to live in a new country. Some of her art is also about travelling to other countries as an artist.

 **Look up the MCA's website www.mca.com.au to find out more about Mona Hatoum. Look on a globe or in an atlas to find England and Lebanon.**


GALLERY RULES

PLEASE READ FIRST BEFORE GOING INTO THE GALLERIES!

Remember:

- **Adults must supervise kids at all times in the galleries.**
- **Do not touch the artworks** - they are very fragile. Some of these artworks are also **SHARP** or use **ELECTRICITY**.
- **Walk slowly** in the gallery space, and sit back from the artworks.
- **Look for the label** on the wall to find out the artwork's title,

INSTRUCTIONS

- This worksheet is for kids aged between 5 - 10 years old. Children under 7 may need adult assistance.
- Activities marked with a  can be completed at home.
- Ask one of the MCA staff if you need help.

Enter the exhibition on Level 1. Walk into the room to find the artwork which is made of a circle of green objects. Sit down in front of the artwork – remember to look but don't touch.

1. What is this artwork made from? _____

How many of these things can you count? _____

Copy the title of the artwork from the label on the wall:


Turn to your left – can you see a wheel up on the gallery wall? Walk over to it.

2. Look at the artwork. What things have been used to make the loop hanging from the wheel? _____

The title of this sculpture is *Chain*. Do you think the wheel in this artwork would be able to turn? Why or why not?

This was made when Mona Hatoum was making artworks in an art space which used to be an old knife factory. Why would people working in the knife factory need to wear gloves?

Try to draw the artwork in the box below. Add in the detail of the materials.




Now turn to your right and walk into the room on the left.

The sculptures in this room look like objects you may know. For these artworks Mona Hatoum has **transformed** the objects into something strange. Some of the things now don't work at all. Some of the objects are made out of sharp materials to become weapons.

Remember not to touch!

Walk over to the black sculpture that is on the floor in the left corner of the room. Look at the artwork carefully.

3. This artwork is called *Untitled (Doormat)*. Read the word on the doormat. Copy the word into this space. Try to use the same kind of lettering on the artwork:



Read the label to find out what Mona Hatoum has used to make the artwork. Write the answer here: _____

This is not a very welcoming doormat! Would you feel safe stepping into a home with this doormat? Why or why not?

Imagine a doormat made of something **nice** that would make people **want to visit** your home. For instance cake or presents. In the box below, **draw a quick sketch** of your doormat.



Move to the next artwork to the right.

4. *Untitled (wheelchair II)*

Look at this sculpture – what are **three** things that are different from a normal wheelchair?

1. _____

2. _____

3. _____

Imagine sitting in this wheelchair. How would it feel?


Now walk to the right and stand in front of *Untitled (Crutches)*.

5. People use crutches to support themselves while they are walking with a hurt leg or foot. Do you think these crutches would work? Why or why not?

What do you think this artwork is made from? (read the label to find out if you can't guess): _____

Imagine trying to walk with these wobbly crutches!

Do a **contour drawing** of this artwork. Keep your eyes on the artwork and without taking your pencil off the page, try to draw the outlines of this artwork. Try to use only one line.



Walk out of this room. Turn right and walk back to the start of the exhibition. Walk up the stairs to Level 2. At the top of the stairs look to the left to see the large circle on the floor.

6. This artwork is called + *and* - . Look at the label on the wall to find out what materials are used. Write them here:

Watch the sculpture for a few moments. **Describe** what is happening:

How would you feel if you were trying to do something that kept getting covered over? Imagine you did a drawing and someone kept rubbing it out.

I would feel _____ *because* _____

Walk out of this space into the room to the right of the stairs.

7. This **installation** is called *Homebound*.

Watch the artwork. Now listen carefully – what is making the noise?

Should people use the furniture and objects in this room? Why or why not?

Mona Hatoum's **artworks** are often made from common things found in the home. This work has things from the kitchen, and also from other rooms. Look at the list below. What objects can you see in this artwork? Cross off what you can find.

grater

table

colander

chair

frog

fork

potato

scissors

bread


eggbeater


book

saucepan

Write down **two** items you can see that you **don't have** in your kitchen at home.

1. _____ 2. _____

 The furniture and objects chosen to go in *Homebound* are old-fashioned. Some of the kitchen objects in this artwork are not used today. Look at one item that you have never seen before and try to remember its details (or draw it on a piece of paper). When you get home, describe it to an adult to find out what the tool was used for.

 Did you see the rubbings made from kitchen objects on the wall opposite *Homebound*? These are made with Japanese wax paper. At home, find some kitchen objects or tools from your toolshed, and experiment with different patterns by 'grating' them on kitchen wax paper or by rubbing a soft crayon over the paper with the object below.

Walk out of the room the way you came, turn right and continue up the stairs to Level 3. At the top of the stairs walk up to the large object that is like a screen and stop in front of it.


8. What does this look like? _____


Do you have one of these things in your kitchen at home? What is it used for?

Instead of using actual kitchen objects like in *Homebound*, for this artwork *Grater Divide* (2002) Mona Hatoum has made the object much larger in heavy steel. From the word list below circle some words which you think describe how the grater seems now:

scary friendly heavy light black
white floppy hard sharp small

Look closely at the **different shapes** of the holes. Remember not to get too close to the artwork. Pick **three different patterns** and draw them below.




 At home, write a horror story about a kitchen item that becomes bigger than humans and tries to overtake the kitchen. Or draw a cartoon and write captions about a kitchen tool that can do something different when it is really big. For example - a gigantic potato peeler could be used as a flagpole!

Look to the right. Walk over to the large black sculpture sitting in the middle of the floor. This artwork is called *Cage a deux*, which is French for 'cage for two'.

9. Look carefully at the cage. Do you think this cage is for animals or people? Why?

Imagine two creatures that you could keep inside this cage. Draw them below. Mona Hatoum's cage is very detailed with a handle on top, a drawer and water containers, so make sure you add in these details.



Mona Hatoum often **re-uses** objects or images in her art. Do you remember seeing another much smaller cage on the floor in *Homebound*? Can you find another image of graters in this room? Write the title of this artwork below:

Turn around and walk into the small room on the other side of the staircase.

Walk up to the square-shaped sculpture on the floor made up of lots of light brown cube shapes. Sit down in front of it - make sure you do not touch it.

10. Mona Hatoum has used an interesting material in this artwork – **soap**! It is a special kind of soap called **Nablus soap** which is named after the town where it is made. The artist found the soap in a market in Jerusalem.

Can you smell the soap? _____

Look carefully at the **surface** of this sculpture. Mona Hatoum has used tiny red pins to make a **map**. Imagine how long this must have taken to make! The map shows areas which were marked out for the Palestinian people in an agreement with Israel in 1994.

Titles are important in Mona Hatoum's artworks. The titles can help us to understand the **major idea** she was thinking about when she made the artwork. The titles often have **more than one meaning**.

Mona Hatoum has given this artwork the **title** *Present Tense* because she was thinking of the continuing tension between people living in Palestine and Israel.

Can you think of two meanings for each of the words 'present' and 'tense'?

Present: _____

Tense: _____

Make up your own title for this artwork. You could refer to the map or the soap if you like. _____


Think of what maps look like – why do you think Mona Hatoum has used soap in squares to make this artwork? (There are some map artworks on the wall in front of you if you need a clue)

11. Can you see another sculpture in this room which is about **travel**?

Write the title here: _____

12. Mona Hatoum has used another **interesting material** in the other artworks in this room. Have a look at the suitcases, the scarf in the glass box, and the drawings on the wall. What has she used in all these works? Clue: this is a material which we all have on us! (you can look at the labels if you are stuck) Write your answer below:


12. Pick your **favourite artwork** in this room. Draw it in the box below and add the title, date and materials in the lines below the box.



Title: _____

Date: _____

Materials: _____

 Make your own installation in your kitchen at home. Select some objects from the kitchen drawer or the shelves and group them together. For example - some plates of different sizes could be connected by a trail of forks, knives or spoons. Use a lamp or a torch to light your artwork so you get good shadows.



**We hope you enjoyed this worksheet and the exhibition
*Mona Hatoum: Over My Dead Body.***

**Don't forget to return your clipboard and pencil to the MCA Front Desk.
For further information see the MCA website at www.mca.com.au**

Produced by the MCA Education Department. Written by Kate Gardiner.
Museum of Contemporary Art 2005.

In association with the exhibition *Mona Hatoum: Over My Dead Body*
MCA Galleries Level 1, 2 and 3
23 March – 29 May 2005.
Admission free – thanks Telstra!

Supported by  BRITISH COUNCIL
Australia



Free admission - thanks Telstra!



The Museum of Contemporary Art gratefully acknowledges the ongoing funding and support of the New South Wales Government and 'Key Organisation' grant funding from the Commonwealth Government through the Australia Council, its arts funding and advisory body. The MCA was established by the University of Sydney through the JW Power Bequest, with the assistance of the New South Wales Government.

■ MUSEUM OF CONTEMPORARY ART ■
Sydney Australia www.mca.com.au

**Museum of Contemporary Art
Circular Quay West, The Rocks, Sydney
www.mca.com.au**